

**ITU
ENVIRONMENTAL ENGINEERING
DEPARTMENT**

**ALUMNI DATABASE
PRELIMINARY REPORT
(2011-2012)**

SCOPE OF GRADUATE DATABASE

Database of graduates of ITU EED was created using three different data sources. Data coming from these sources were homogenate and replicates were merged. Then, a list containing 1693 graduates of ITU EED between 1982 and 2010 was created. In this time interval, number of annual graduates is provided in Figure 1.

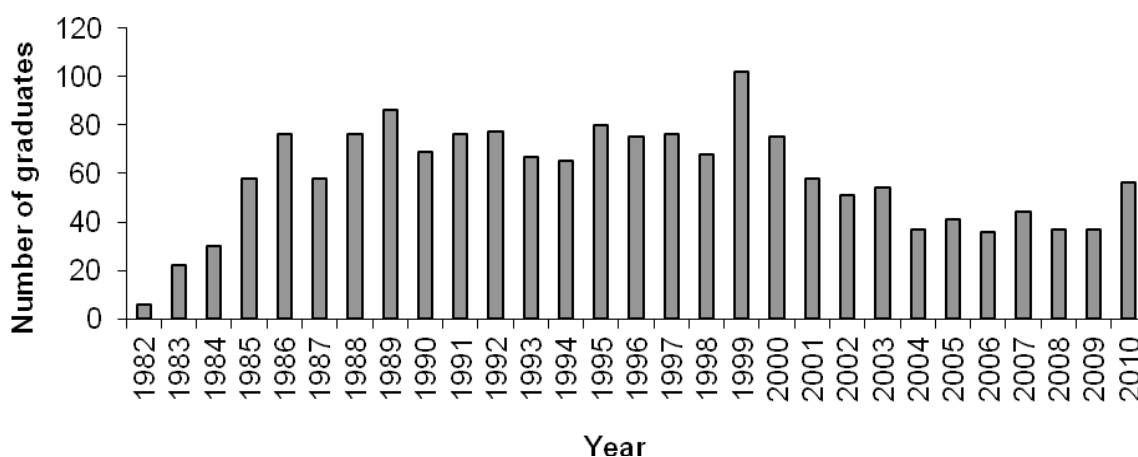


Figure 1 Number of annual graduates

565 of total graduates were contacted and their information was confirmed. Distribution of contacted graduates by years is provided in Figure 2. From now on, all analyses were conducted using information of contacted graduates (33% of number of total graduates).

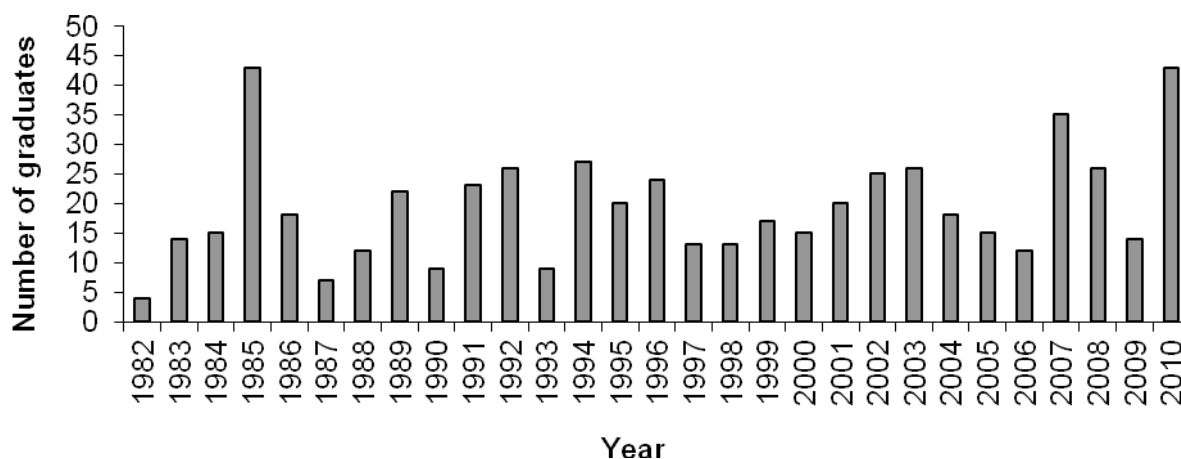


Figure 2 Distribution of contacted graduates by years

Working Fields

Graduates were divided into three groups according to their working fields:

- Graduates working on fields relevant to environmental engineering
- Graduates working on fields irrelevant to environmental engineering
- Unemployed

Distribution of working areas of graduates by graduation years is provided in Figure 3.

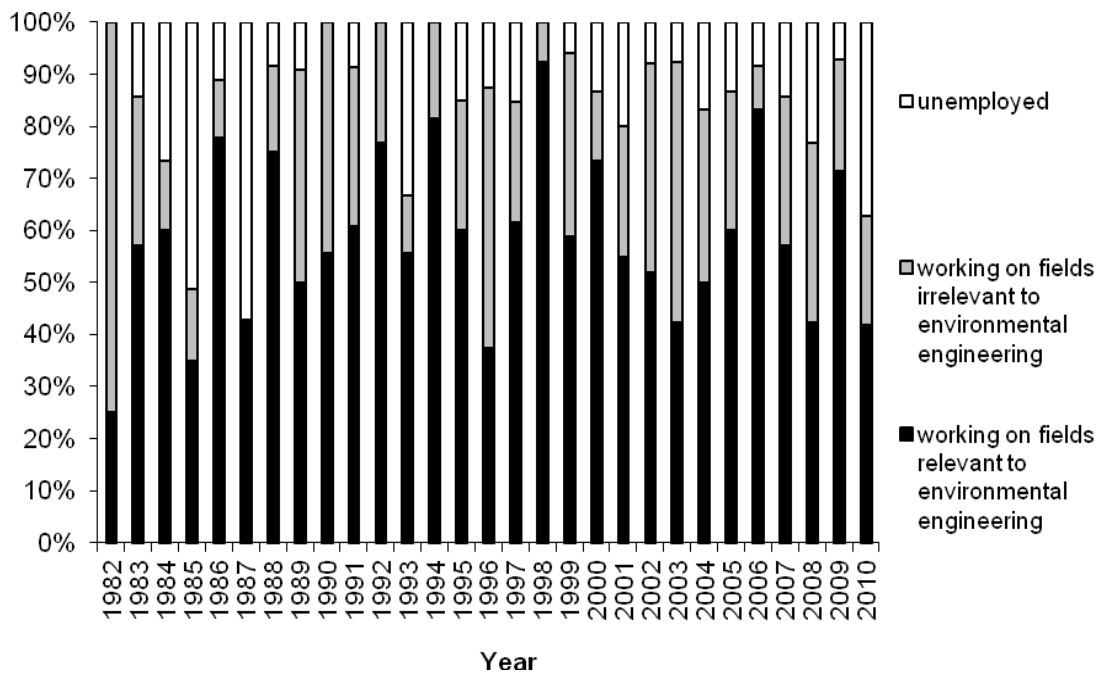


Figure 3 Distribution of working areas of alumni by graduation years

While 57% of the total graduates are working in a job related to environmental engineering, 27% of which are working in a job not related to environmental engineering. The rest 17% of the total graduates are unemployed.

Management Position

Working graduates are classified into two groups as:

- In a management position
- Not in a management position

Distribution of these groups by years is provided in Figure 4.

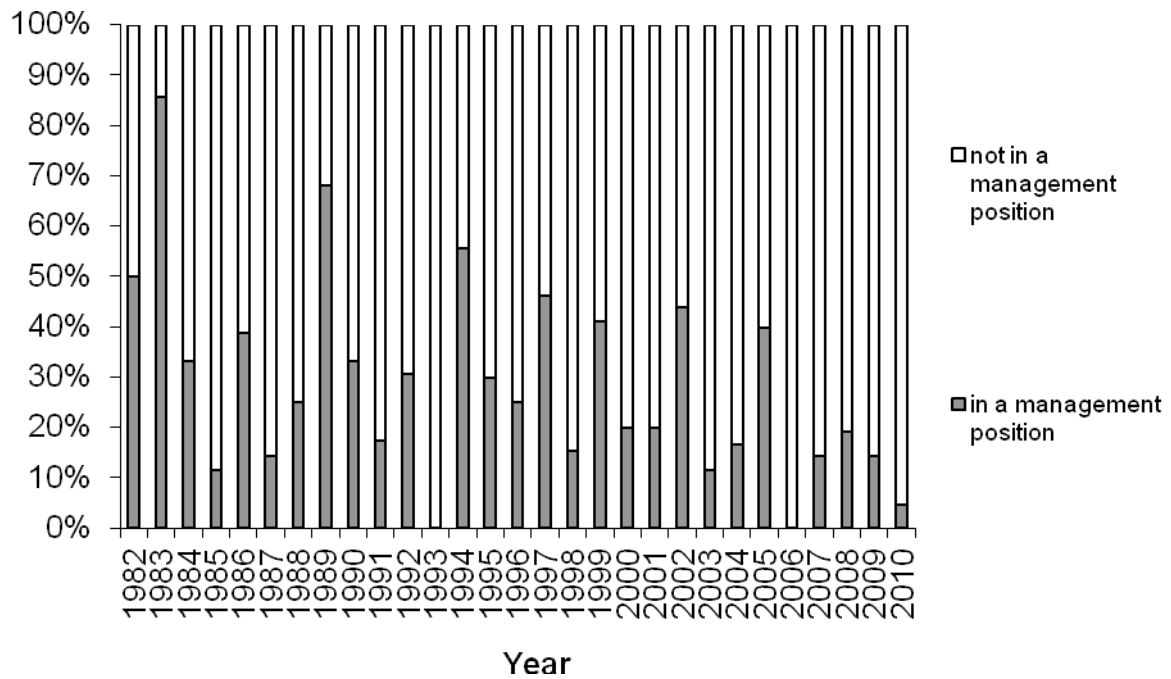


Figure 4 Distribution of management position groups of alumni by graduation years

Calculating the overall distribution by years; it is understood that 27% of our graduates are in the manager position whereas 73% of them are not in charge of management.

Master's Degree

Alumni are classified into three as:

- Alumni having a Master's degree in environmental engineering and related fields
- Alumni having a Master's degree in a field different from environmental engineering
- Alumni without a Master's degree

Distribution of these groups is provided in Figure 5.

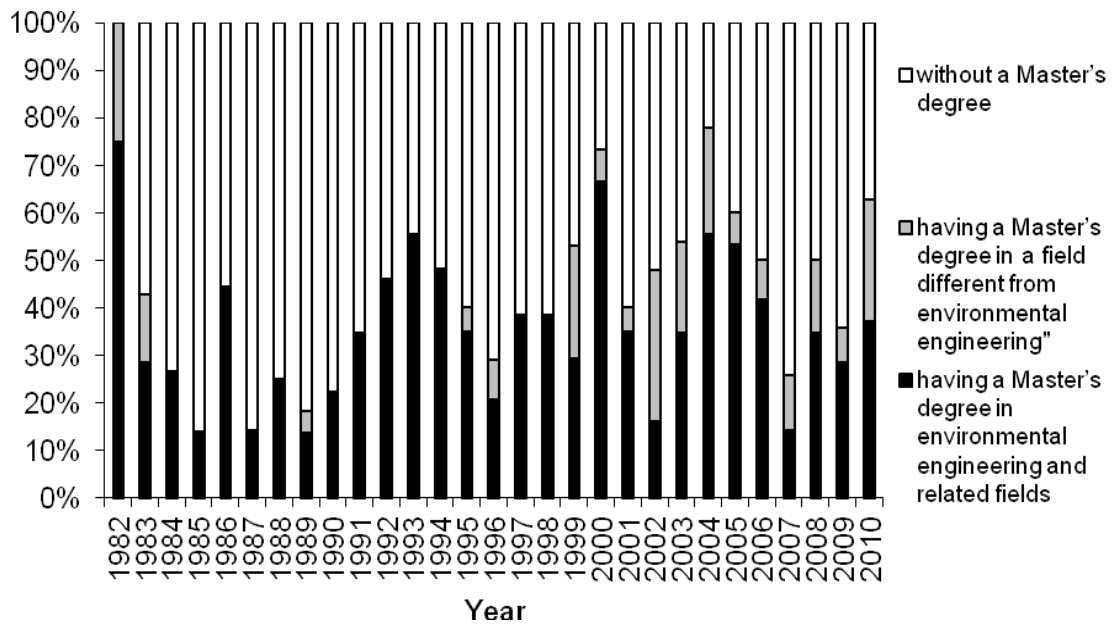


Figure 5 Distribution of Master's degree situations of alumni by graduation years

Calculating the overall distribution by years; it is understood that 33% of our graduates have a Master's degree in environmental engineering and related fields, 9% have a Master's degree in a field not related to environmental engineering and 58% do not have a Master's degree.

PhD Degree

Alumni are classified into three as:

- Alumni having a PhD degree in environmental engineering and related fields
- Alumni having a PhD degree in a field different from environmental engineering
- Alumni without a PhD degree

Distribution of these groups is provided in Figure 6.

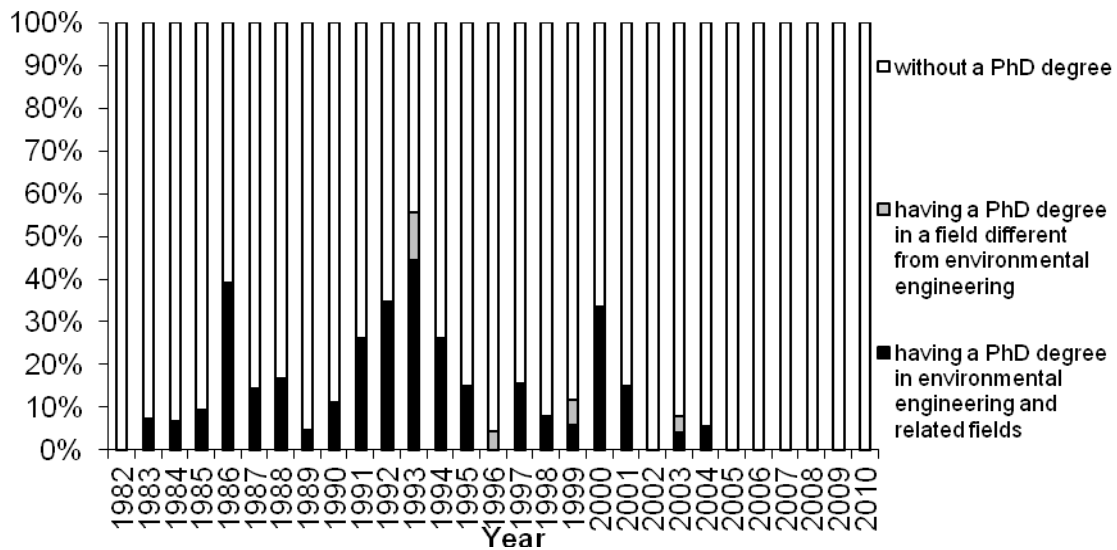


Figure 6 Distribution of PhD degree situations of alumni by graduation years

According to calculation; it is understood that 11% of our graduates have a PhD degree in environmental engineering and related fields, and only 1% of them made PhD in a field not related to environmental engineering. 88% do not have a PhD degree.